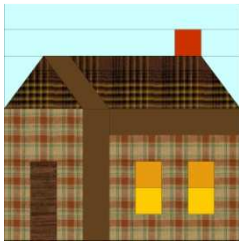



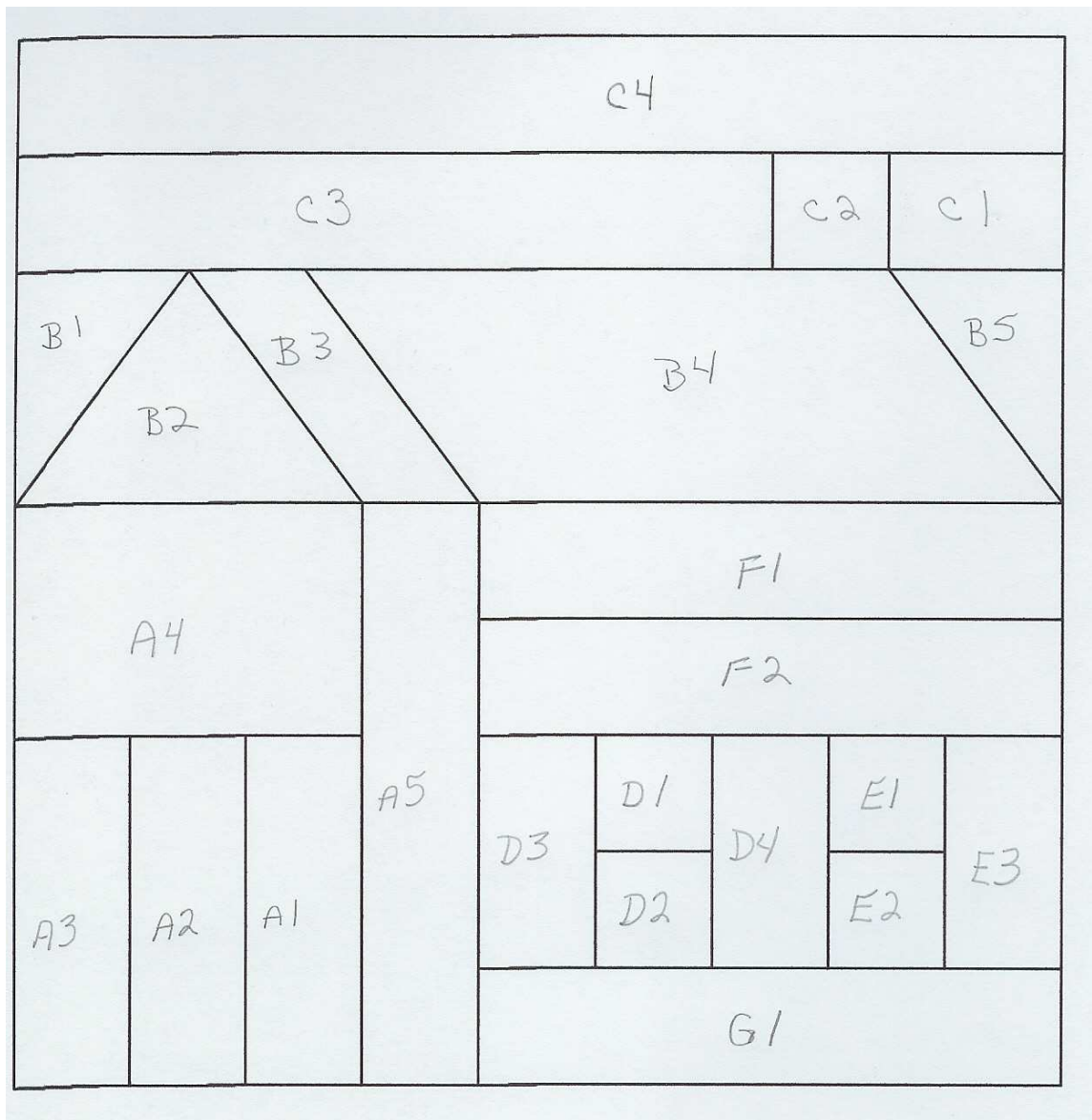
Block of the Month for September 2009



Paper pieced School house



Key Block Not to size



Key Block Not to size

Suggested fabrics;



Light blue for sky pieces: C1, C3, C4, B1, & B5.

Plaid for Roof pieces: B2, B4, Chimney C2, House A1, A3, A4, E3, D3, D4, F2, & G1.

A solid for B3, A5, F1. A Yellow for windows D1, D2, E1, & E2. A Brown for Door A2.

The block is assembled using foundation paper piecing techniques. Sew each section and then join the section to complete the block. Embellish as desired, using your imagination and creativity to make school fun.

Please bring finished block to the September 2, 2009 PVQ meeting.



C4 should measure 9 "long with C3 and C4 ends together should measure 2"

