


# Block of the Month for Nov 2008

## Turkey Block

















Key Block

A	B	B	B	C			
B	B	B	B	B	A	B	A
B	B	B	B	D		D	
B	B	D		D	B	A	
B	B	D	D	F			E
B	A						
A	B	A	B	D	B		
B	B	B	B	C			

Please bring finished block to the Nov 5, 2008 Puyallup Valley Quilter's Meeting.

# Block of the Month for Nov 2008

Cutting Diagrams		Patch Count	
A		 4 patches  1 patch	 2 patches
B		 7 patches  9 patches  1 patch	 8 patches  9 patches  18 patches
C		 2 patches	
D		 1 patch	 6 patches
E		 1 patch	

Follow key block for sewing half square's together.  B/B Total of 26 B/B squares.

Follow color and key for sewing squares together.

Unfinished Turkey Block is  $12 \frac{1}{2}$  "square to be finished size of 12 "square.

Please bring finished block to the Nov 5, 2008 Puyallup Valley Quilter's Meeting.