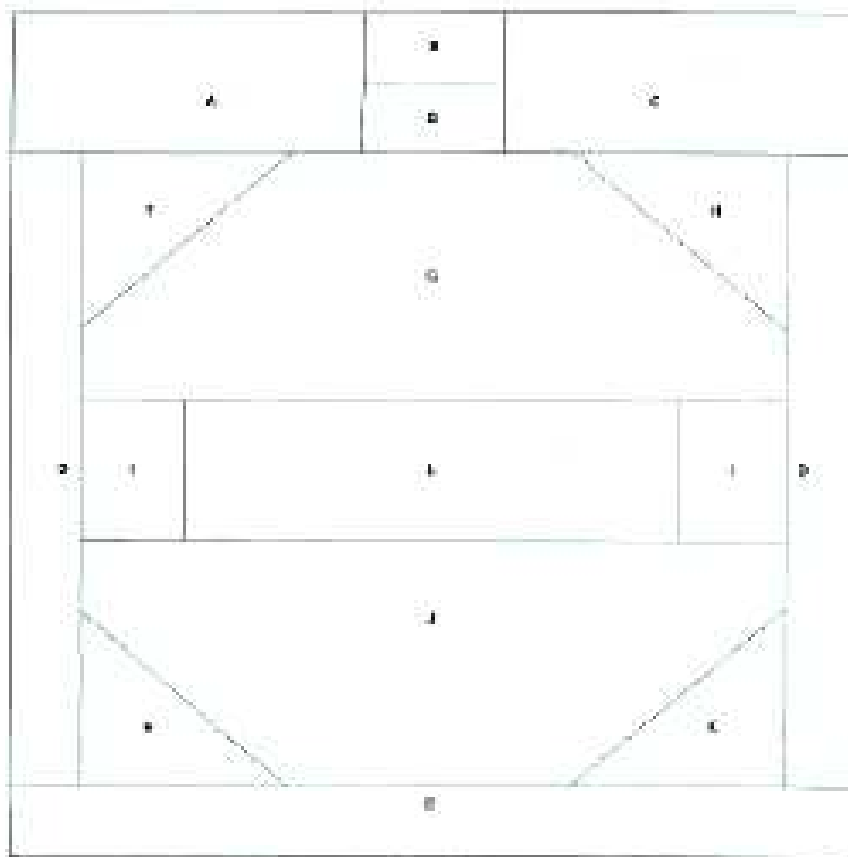
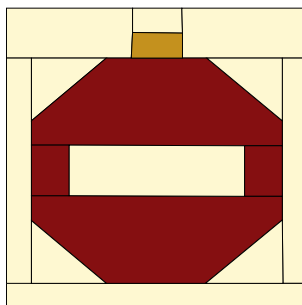



# Block of the Month for Dec 2008

---

## Signature Ornament




B. ornament holder pieces are 1 ½" X 2" one gold tone, one neutral background. Sew together lengthwise.

A & C pieces are both 3" X 1 ½" of neutral background sewn on either side of B/B block on 1 ½ "sides.

L. Piece is 4" X 1 ½" neutral background for you signature. (Name only)

I. Pieces are 1 ¼" X 1 ½" Christmas fabric of your choice sewn to ends of L (signature piece)

G & J pieces are 2 ¼" X 5" Christmas fabric of your choice with 1 ¾" squares of neutral background fabric sewn on 2 corners stitching diagonally  across square to make F, H, & K pieces. Sew top and bottom of signature L & I pieces with corners at top and bottom.

D & E are 1 ½" strips sewn to sides then bottom of ornament block.

Sew ornament block to top ornament holder pieces. Square up to a 6 ½" unfinished block.

Please bring finished block to the Dec 3, 2008 PVQ meeting.